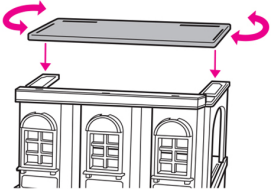
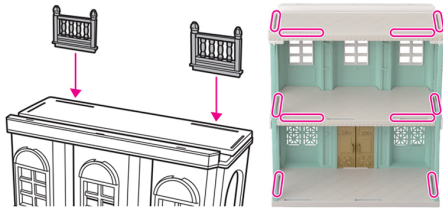


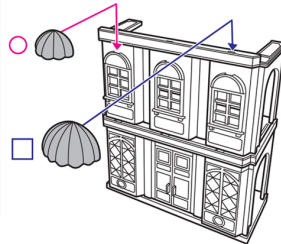
Place the terrace in 3 different areas




Insert the railings in any of the 10 outlined slots



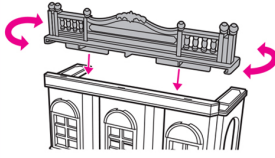
Insert the 3 small window awnings in any of the 3 pink circled slots above the window frames



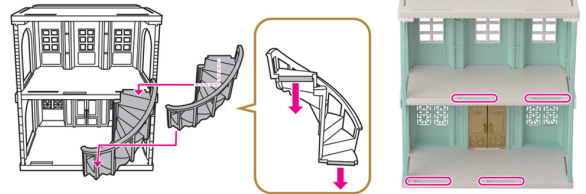
Insert the large restaurant awning in any of the 6 purple squared slots on the white borders of the restaurant



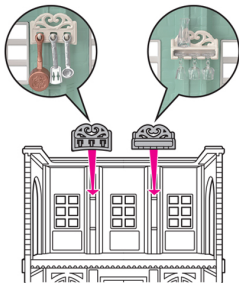
Attach the restaurant sign/railings to the top of the restaurant



Attach the top and bottom of the spiral staircase in 2 different ways outlined in pink



Attach the pot rack and cup rack to the wall inside the restaurant



Apply the stickers to the sign, menu stand and birthday cake topper



Insert the birthday cake topper into the cake



Attach the custom window frames to the front of the restaurant

